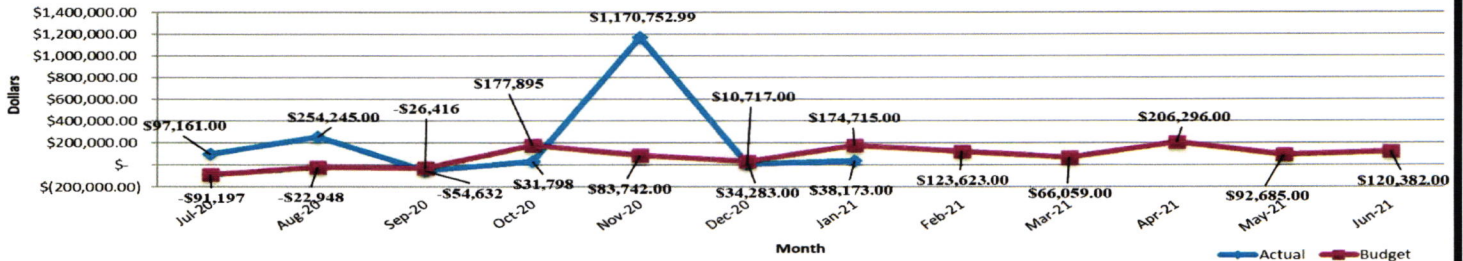


# January 2021 Summary Financial Report

## Net Gains from Operations



## YTD Net Gains from Operations

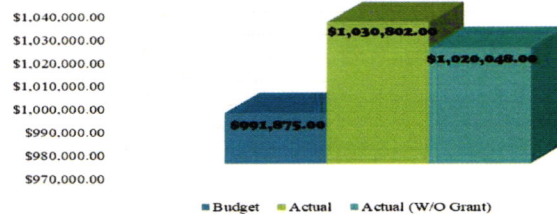
**\$1,566,643**

**No PPP: \$361,083**

## YTD Increase in Net Assets


**\$1,877,446**

## Expenses




## Net Days in A/R

Greater Than 40 Days    30-40 Days    Less Than 30 Days




## Days in A/P

Greater Than 45 Days    30-45 Days    Less Than 30 Days




## Days Cash on Hand

Less Than 30 Days    30-45 Days    Greater Than 45



## Current Ratio

Less Than 1.0    1.0 - 1.99    2.0 and Above



## Payor Mix

