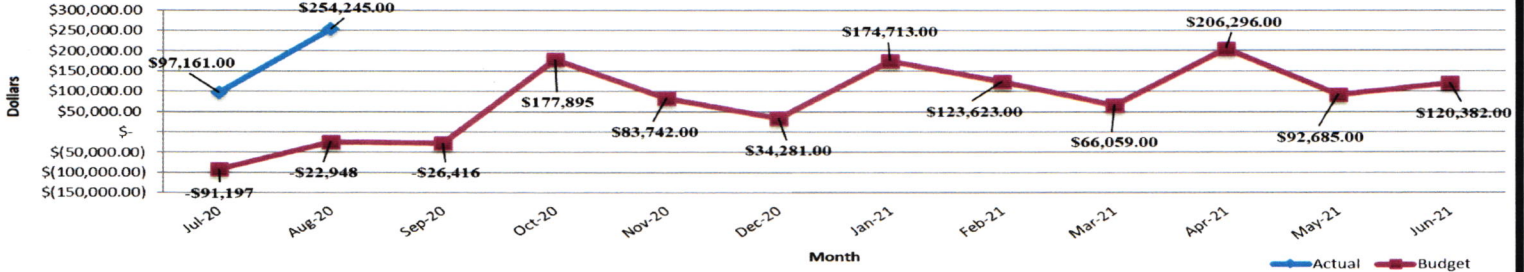




August 2020 Summary Financial Report

Net Gains from Operations



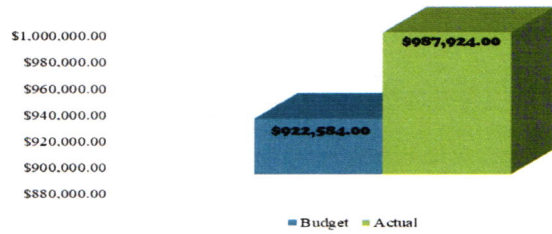
YTD Net Gains from Operations

\$352,970

YTD Increase in Net Assets


\$597,444

Expenses




Net Days in A/R

Greater Than 40 Days 30-40 Days Less Than 30 Days



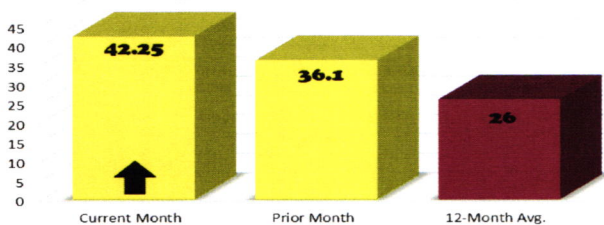
Days in A/P

Greater Than 45 Days 30-45 Days Less Than 30 Days




Days Cash on Hand

Less Than 30 Days 30-45 Days Greater Than 45



Current Ratio

Less Than 1.0 1.0 - 1.99 2.0 and Above



Payor Mix

