Susquehanna Community Health & Dental Clinic, Inc.
Financial Report
For the Month Ended – December 31, 2019

	Actual	Budget	$ Over/Under
Monthly Excess (Deficiency) of Revenues over Expenses	$5,805	($32,236)	$38,041
YTD Excess (Deficiency) of Revenues over Expenses	($274,122)	($20,269)	($253,853)

	Actual	Budget	$ Over/Under
Monthly Increase (Decrease) in Net Assets	$26,841	($32,236)	$59,076
YTD Increase (Decrease) in Net Assets	($226,260)	($20,269)	($205,992)

Net Income by Department

Department	Monthly			Yearly		
	Actual	Budget	Over/Under	Actual	Budget	Over/Under
General Dental	($43,801)	($49,030)	$5,229	($160,378)	($104,051)	($56,327)
Medical	$14,696	$22,970	($8,274)	$4,833	$85,474	($80,642)
Reproductive Health	$18,658	$1,752	$16,906	$62,938	$69,400	($6,462)
Pediatric Dental	$1,155	($4,136)	$5,291	($25,345)	($44,669)	$19,323
Pharmacy	($19,709)	($861)	($18,847)	($144,062)	($5,169)	($138,893)
Outreach Services	$34,614	($2,931)	$37,545	($12,297)	($21,255)	$8,958

Patient Revenue Analysis

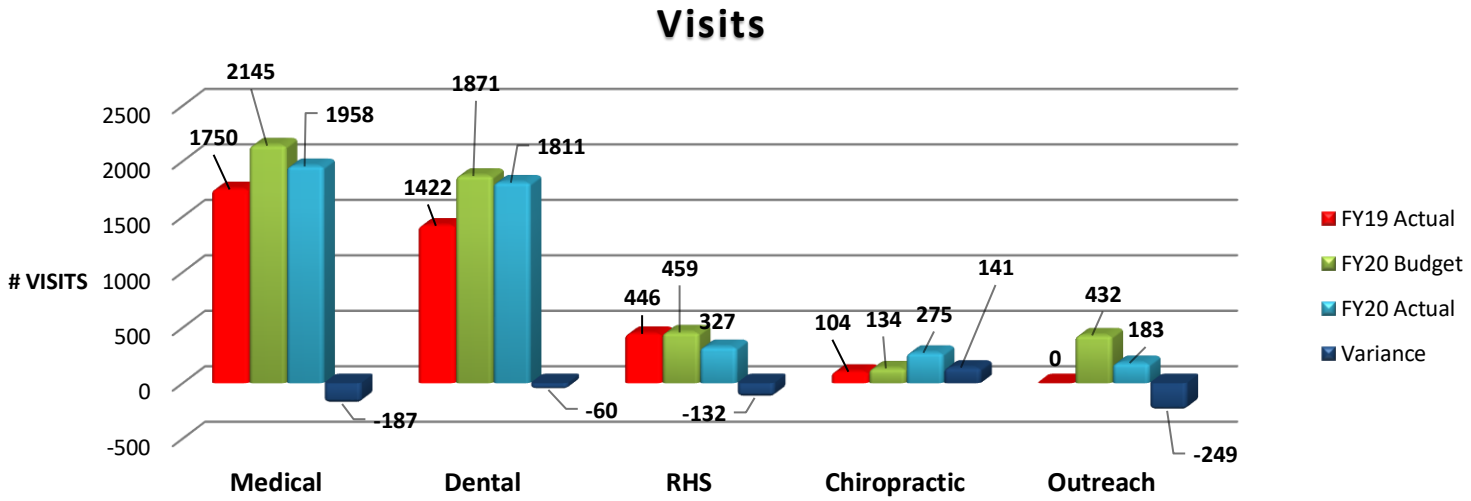

Average Gross Charges per Visit

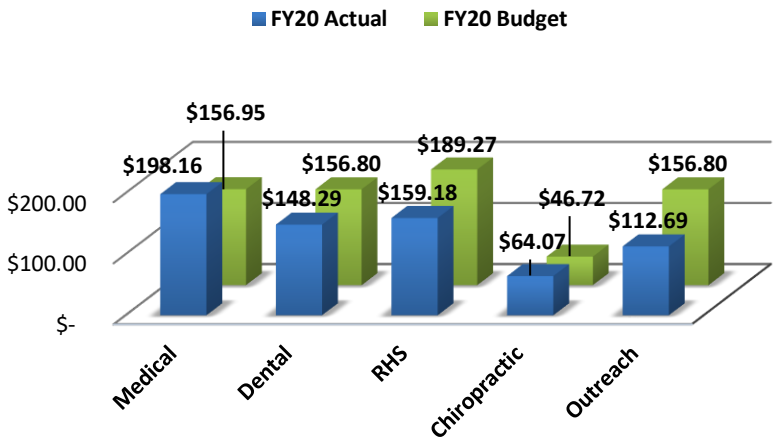

Gross vs. Net Revenue

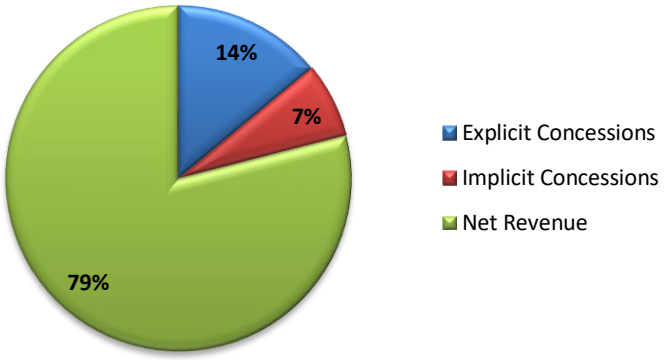

- Patient Revenue for the month was under budget by **$96,480** due to:
  - Medical Revenue was under budget by **$63,662**.
  - General Dental Revenue was under budget by **$28,252.**
  - Reproductive Health Revenue was under budget by **$16,005.**
  - Pharmacy Revenue was over budget by **$32,350** due to unbudgeted revenue.
  - Outreach Revenue was under budget by **$23,592.**

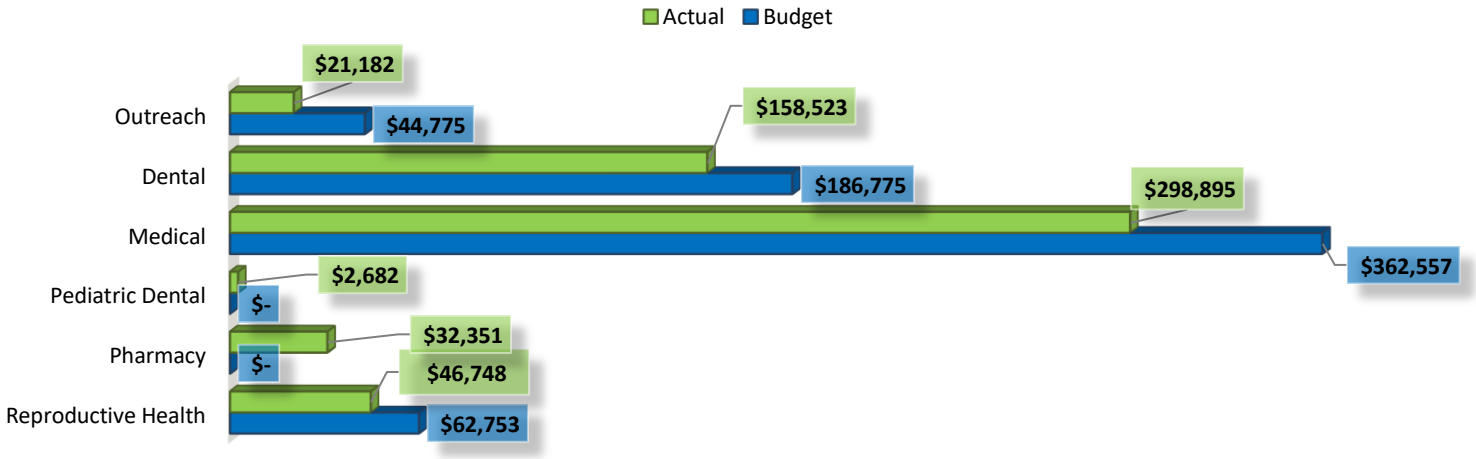

Other Revenue Analysis

- Miscellaneous Other Revenue was over budget by **$38,056** due to income from the Cleft Palate Clinic.
- Incentive/Care Gaps Revenue was over budget by **$22,791.**
- 340b Drug Program Income (Contract Pharmacy) was under budget by **$1,747**.
- Total Federal Grants Revenue was over budget by **$18,055** due to revenues associated with supplemental grants not originally budgeted.
- Contribution Income was over budget by **$87,771** due to the 2nd quarterly payment from the UPMC grant. Although this amount is over budget for the month, it is not over budget for the year.

Expense Analysis

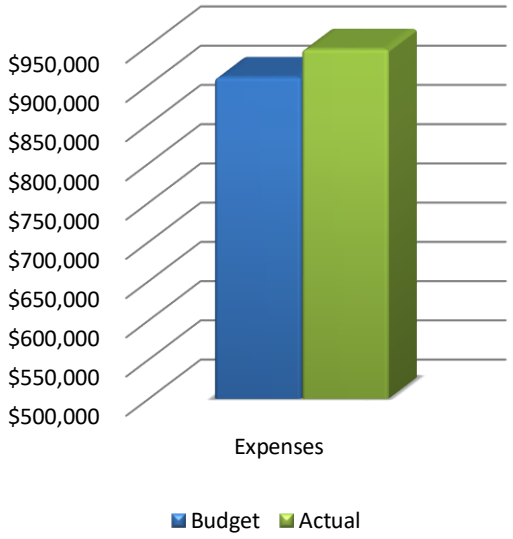

- Expenses were over budget by **$35,896.**
  - Total Salaries, Benefits, & Payroll Expenses were under budget by **$29,712** due to reduced FICA expenses and lower than budgeted health insurance expenses.
  - Minor equipment was over budget by **7,500** due to costs associated with purchasing equipment covered under supplemental grant awards that did not meet the threshold for fixed assets.
  - Telehealth services were under budget by **$12,264** due to delay in the startup of pediatric services.
  - Staff Education was under budget by **$5,000** due to the timing of provider CME.
  - Chiropractic Services were over budget by **$14,833** due to changes with the contract with Chiropractic Service Corporation.
  - Behavioral Health Services was under budget by **$7,507** due to a staffing vacancy.
  - Pharmacist Contract services were over budget by **$15,000**.
  - Consulting Fees were over budget by **$20,581** due largely to the pharmacy management services contract as well as costs associated with a consultant for the 330 Grant Service Area Competition application.
  - Depreciation expenses were over budget by **$3,845**.
  - Grant for Acquisition of PP&E was over budget by **$21,036** due to purchases of equipment that was associated with supplemental grant funds that qualified as a fixed asset.

Balance Sheet Highlights

- Accounts Payable was at **$190,500** an increase over the prior month of **$39,010.**

- Accrued PTO Payable decreased by **$4,758** and Accrued Med Leave Payable increased by **$11,576.**

- Medicaid Settlement Receivable remained at **$760,077.99** and Medicaid Settlement Payable remained at **$768,700.38**
  - "Reserve" Funds at November 30th were **$7,503.62**.

- Short-Term Investments:
  - Super Money Market Fund balance is **$171,111.94** with **$100,000.00** in transfers occurring for the month of December.
    - Interest Accrued of **$98.54**.

- Total cash in the operating accounts at month-end was **$511,904.**

- Total unrestricted cash, including the super money market fund, at month-end was $**766,371.53** an increase over the prior month of **$217,068**.